
































































Langshott Art and Design Curriculum Map

2022-2023

	Reception	1	2	3	4	5	6
Whole School September Art Project	<p>Natural Self-Portraits: (cross curricular link to well-being, SDP plan and transition to new year group)</p> <p>Outcome: To use natural materials to create a self-portrait.</p> <p>Skills and Knowledge:</p> <p> Textiles and Collage</p> 	<p>Painted Self-Portraits: (cross curricular link to well-being, SDP plan and transition to new year group)</p> <p>Outcome: To paint a self-portrait using colour mixing.</p> <p>Skills and Knowledge:</p> <p> Painting</p> 	<p>3D Clay Pablo Picasso Inspired Self-Portraits: (cross curricular link to well-being, SDP plan and transition to new year group)</p> <p>Outcome: To sculpt a self-portrait inspired by Pablo Picasso.</p> <p>Skills and Knowledge:</p> <p> Knowledge of Culture, Great Art and Artists</p> <p> Sculpture</p> 	<p>Andy Warhol Pop Art Inspired Self-Portraits: (cross curricular link to well-being, SDP plan and transition to new year group)</p> <p>Outcome: To produce a self-portrait inspired by Andy Warhol.</p> <p>Skills and Knowledge:</p> <p> Knowledge of Culture, Great Art and Artists</p> <p> Mixed Media</p> 	<p>Greek inspired head and shoulders Self-Portraits: (cross curricular link to History, well-being, SDP plan and transition to new year group)</p> <p>Outcome: To sculpt a self-portrait inspired by the Greeks.</p> <p>Skills and Knowledge:</p> <p> Knowledge of Culture, Great Art and Artists</p> <p> Sculpture</p> 	<p>Ink Self-Portraits: (cross curricular link to well-being, SDP plan and transition to new year group)</p> <p>Outcome: To create a self-portrait using ink.</p> <p>Skills and Knowledge:</p> <p> Drawing</p> 	<p>Digital Self-Portraits: (cross curricular link to Computing, well-being, SDP plan and transition to new year group)</p> <p>Outcome: To create a digital self-portrait inspired by Roy Lichtenstein.</p> <p>Skills and Knowledge:</p> <p> Knowledge of Culture, Great Art and Artists</p> <p> Digital</p> 
	<p>Christmas Card – Santa Handprint: (cross curricular link to RE - Christianity / Christmas unit)</p> <p>Outcome: To create a Christmas Card using finger painting.</p> <p>Skills and Knowledge:</p> <p> Printing</p> 	<p>Christmas Card – Sleigh Scene: (cross curricular link to RE - Christianity / Christmas unit)</p> <p>Outcome: To create a Christmas Card using finger painting.</p> <p>Skills and Knowledge:</p> <p> Printing</p> 	<p>Christmas Card – Tree Collage: (cross curricular link to RE - Christianity / Christmas unit)</p> <p>Outcome: To create a Christmas Card using collaging.</p> <p>Skills and Knowledge:</p> <p> Textiles and Collage</p> 	<p>Christmas Card – Tree Collage: (cross curricular link to RE - Christianity / Christmas unit)</p> <p>Outcome: To create a Christmas Card using paint and collage.</p> <p>Skills and Knowledge:</p> <p> Mixed Media</p> 	<p>Christmas Card – Winter Tree Scene: (cross curricular link to RE - Christianity / Christmas unit)</p> <p>Outcome: To create a Christmas Card using oil pastel and watercolour.</p> <p>Skills and Knowledge:</p> <p> Mixed Media</p> 	<p>Christmas Card – Baubles: (cross curricular link to RE - Christianity / Christmas unit)</p> <p>Outcome: To create a Christmas Card using a handmade stencil and watercolours.</p> <p>Skills and Knowledge:</p> <p> Printing</p> 	<p>Christmas Card – Snowman: (cross curricular link to RE - Christianity / Christmas unit)</p> <p>Outcome: To create a Christmas Card using ink.</p> <p>Skills and Knowledge:</p> <p> Drawing</p> 

	Reception	1	2	3	4	5	6
Project 1		<p>Wassily Kandinsky Inspired Seasonal Trees: (cross curricular link to Science)</p> <p>Outcome: To take inspiration from Kandinsky's tree art to represent seasonal changes using mixed media.</p> <p>Skills and Knowledge:</p> <ul style="list-style-type: none"> Knowledge of Culture, Great Art and Artists Mixed Media 	<p>Great Fire of London Collage: (cross curricular link to History)</p> <p>Outcome: To produce a silhouette of pudding lane using collaging.</p> <p>Skills and Knowledge:</p> <ul style="list-style-type: none"> Knowledge of Culture, Great Art and Artists Textiles and Collage 	<p>Observational Landscape Study: (cross curricular link to Geography).</p> <p>Outcome: To observe and sketch a natural landscape.</p> <p>Skills and Knowledge:</p> <ul style="list-style-type: none"> Drawing 	<p>Oil Pastel Greek Pots: (cross curricular link to History)</p> <p>Outcome: To draw a Greek pot and use mixed media to replicate traditional Greek patterns.</p> <p>Skills and Knowledge:</p> <ul style="list-style-type: none"> Knowledge of Culture, Great Art and Artists Mixed Media 	<p>Paul Klee Inspired Landscape Scene: (cross curricular link to English)</p> <p>Outcome: To create a tonal painting using oil pastel and watercolour in the style of Paul Klee.</p> <p>Skills and Knowledge:</p> <ul style="list-style-type: none"> Knowledge of Culture, Great Art and Artists Mixed Media 	<p>William Morris Pattern Experiment: (cross curricular link to History)</p> <p>Outcome: To use a viewfinder to create a detailed drawing in the style of William Morris.</p> <p>Skills and Knowledge:</p> <ul style="list-style-type: none"> Knowledge of Culture, Great Art and Artists Drawing 
Project 2		<p>Vincent Van Gogh Inspired Sunflowers: (cross curricular link to Science)</p> <p>Outcome: To recreate Vincent Van Gogh's Sunflowers Painting.</p> <p>Skills and Knowledge:</p> <ul style="list-style-type: none"> Knowledge of Culture, Great Art and Artists Painting 	<p>Georgie O'Keeffe Inspired Plant Observation: (cross curricular link with Science)</p> <p>Outcome: To use a choice of mixed media to produce a piece inspired by Georgie O'Keeffe.</p> <p>Skills and Knowledge:</p> <ul style="list-style-type: none"> Knowledge of Culture, Great Art and Artists Mixed Media 	<p>Cave Paintings: (cross curricular link to History and Computing)</p> <p>Outcome: To create a digital Stone Age repeating pattern.</p> <p>Skills and Knowledge:</p> <ul style="list-style-type: none"> Knowledge of Culture, Great Art and Artists Digital 	<p>Katsushika Hokusai Inspired Waterfall: (cross curricular link to Geography)</p> <p>Outcome: To take inspiration from Hokusai and create a piece of art that experiments with texture.</p> <p>Skills and Knowledge:</p> <ul style="list-style-type: none"> Knowledge of Culture, Great Art and Artists Mixed Media 	<p>3D Clay Viking Dragon Eye: (cross curricular link to History)</p> <p>Outcome: To experiment with pattern, line, texture and detail to create a Viking dragon eye out of clay.</p> <p>Skills and Knowledge:</p> <ul style="list-style-type: none"> Knowledge of Culture, Great Art and Artists Sculpture 	No project to support with SATS

	Reception	1	2	3	4	5	6
Project 3		<p>Alfred Wallis Inspired Collage: (cross curricular link to History)</p> <p>Outcome: To use a range of materials to create a pirate ship at sea collage inspired by Alfred Wallis.</p> <p>Skills and Knowledge:</p> <div>  Knowledge of Culture, Great Art and Artists </div> <div>  Textiles and Collage </div> 	<p>Edward Tingatinga Inspired Dot Work: (cross curricular link to Geography)</p> <p>Outcome: To take inspiration from Tingatinga dot work to paint a native animal from Costa Rica.</p> <p>Skills and Knowledge:</p> <div>  Knowledge of Culture, Great Art and Artists </div> <div>  Printing </div> 	<p>Egyptian Soap Sculpture: (cross curricular link to History)</p> <p>Outcome: To create an Egyptian soap sculpture.</p> <p>Skills and Knowledge:</p> <div>  Knowledge of Culture, Great Art and Artists </div> <div>  Sculpture </div> 	<p>Collaborative Roman Mosaic: (cross curricular link to History)</p> <p>Outcome: To collaborate with others to create a large scale Roman mosaic using tiles and grout.</p> <p>Skills and Knowledge:</p> <div>  Knowledge of Culture, Great Art and Artists </div> <div>  Sculpture </div> 	<p>Collaborative David Edgar Plastiquarium: (cross curricular link to Geography)</p> <p>Outcome: To collaborate with others to create an aquarium scene out of manmade and recycled materials inspired by David Edgar.</p> <p>Skills and Knowledge:</p> <div>  Knowledge of Culture, Great Art and Artists </div> <div>  Sculpture </div> 	<p>Banksy Inspired Street Art: (cross curricular link to Geography)</p> <p>Outcome: To paint in a graffiti style inspired by Banksy.</p> <p>Skills and Knowledge:</p> <div>  Knowledge of Culture, Great Art and Artists </div> <div>  Painting </div> 
Resources	<p>WS Paper Woodland resources (no £)</p> <p>CC Coloured card – blue Paint</p>	<p>WS White card Paint Sawdust Pasta Lentils Rice</p> <p>CC Blue Card Paint</p> <p>Project 1 Oil pastels Tissue paper Cardboard box (no £) String Shading pencils</p> <p>Project 2 Watercolours</p> <p>Project 3 Paper Natural resources (no £) Paint</p>	<p>WS Clay Poster Paint Clay tools inclu. cutter</p> <p>CC Thin coloured card</p> <p>Project 1 Tissue paper Black paper</p> <p>Project 2 Shading pencils Paint Oil pastels</p> <p>Project 3 Paint Cotton buds Sticks (no £)</p>	<p>WS Paint</p> <p>CC Black paper Paint</p> <p>Project 1 Shading pencils</p> <p>Project 2 N/A</p> <p>Project 3 Bars of Soap x 30 Cutting tools Cocktail sticks</p>	<p>WS Clay Paint Clay tools</p> <p>CC Watercolours White oil pastels</p> <p>Project 1 Chalk Black Paint Cocktail sticks</p> <p>Project 2 Oil pastels Paint Natural resources (no £)</p> <p>Project 3 Square paper Grout Mosaics – Tiles Wood</p>	<p>WS Shading pencils Black writing pens</p> <p>CC White paper Watercolours</p> <p>Project 1 White oil pastels Watercolours</p> <p>Project 2 Clay Clay tools Dragon eyes</p> <p>Project 3 Recycled bottles (no £)</p>	<p>WS N/A</p> <p>CC Black writing pens</p> <p>Project 1 Card</p> <p>Project 2 Acrylic Paint</p>
	<p>Whole School Display inclu. writing strips Cupboard resources Classroom resources Cartridge paper Cartridge Paper Sketch Books</p>				<p>Classrooms Brushes Paint Pallets Pots Glue spreaders PVA glue</p>		