












# RE-Why do we have celebrations? (Rec)

**Outcome:** Outcome- draw a picture of a special celebration in their life.





## Ideas and inspiration:













## Vocabulary:

-  Birthday
-  gift
-  celebration
-  decoration
-  feeling words (e.g. happy, excited)
-  wedding
-  Christmas
-  Harvest
-  Diwali
-  Eid
-  Chinese New Year

## Developing Knowledge

Christianity		Working Towards	Within	Expected	Above
	 To know that birthdays are important and that they celebrate their birth-day, the day they were born, once a year.				
	 To know a celebration is joyful and often a time to say "thank you".				
	 To know that Christians celebrate special festivals e.g. Harvest, Christmas, Easter.				

## Developing Skills

Engage		Working Towards	Within	Expected	Above
	 To think about how and why some festivals are celebrated				
	 To identify a time that is special to them				
Enquire and explore		Working Towards	Within	Expected	Above
	 To investigate what times of the year Christians celebrate.				
	 To investigate the names of different festivals.				
Evaluate		Working Towards	Within	Expected	Above
	 To reflect on their own experiences of celebrations.				
Express		Working Towards	Within	Expected	Above
	 To express the key parts of celebrations (parties, presents, food, lights etc.)				

Highlight: \_\_\_\_\_

\_\_\_\_\_