



'The best way to  
engage parents is to say  
something nice to them.'

**MARVELLOUS ME** breaks down communication barriers,  
because it's positive, personal, and makes them feel proud of  
their children's successes.

# Parent Engagement with **MARVELLOUS ME**

Developed by a once-disengaged parent.  
+ 400 schools and 100,000 parents.  
Average parent engagement = 85-90%.

Tackles the common parent engagement challenges  
faced by most schools.

Marvellous technology, personal support, and termly  
health-checks guarantee your success.

*"We love MarvellousMe! My goodness I've never had an initiative  
go down so well with parents, children and staff."*

*"It's wonderful because the children are actively getting their parents  
involved. It's also been really popular with parents who are separated  
and I've had a number of dads say how included they feel."*

*Kate Chisholm, Headteacher*



# Parent Engagement with MARVELLOUS ME



Engage all types of parents, like working parents, split families and hard-to-reach parents.

Focus parent engagement on learning and development.

Make sure parent engagement is positive, personal and consistent through every class.

Use parent engagement as a PP intervention and track success.

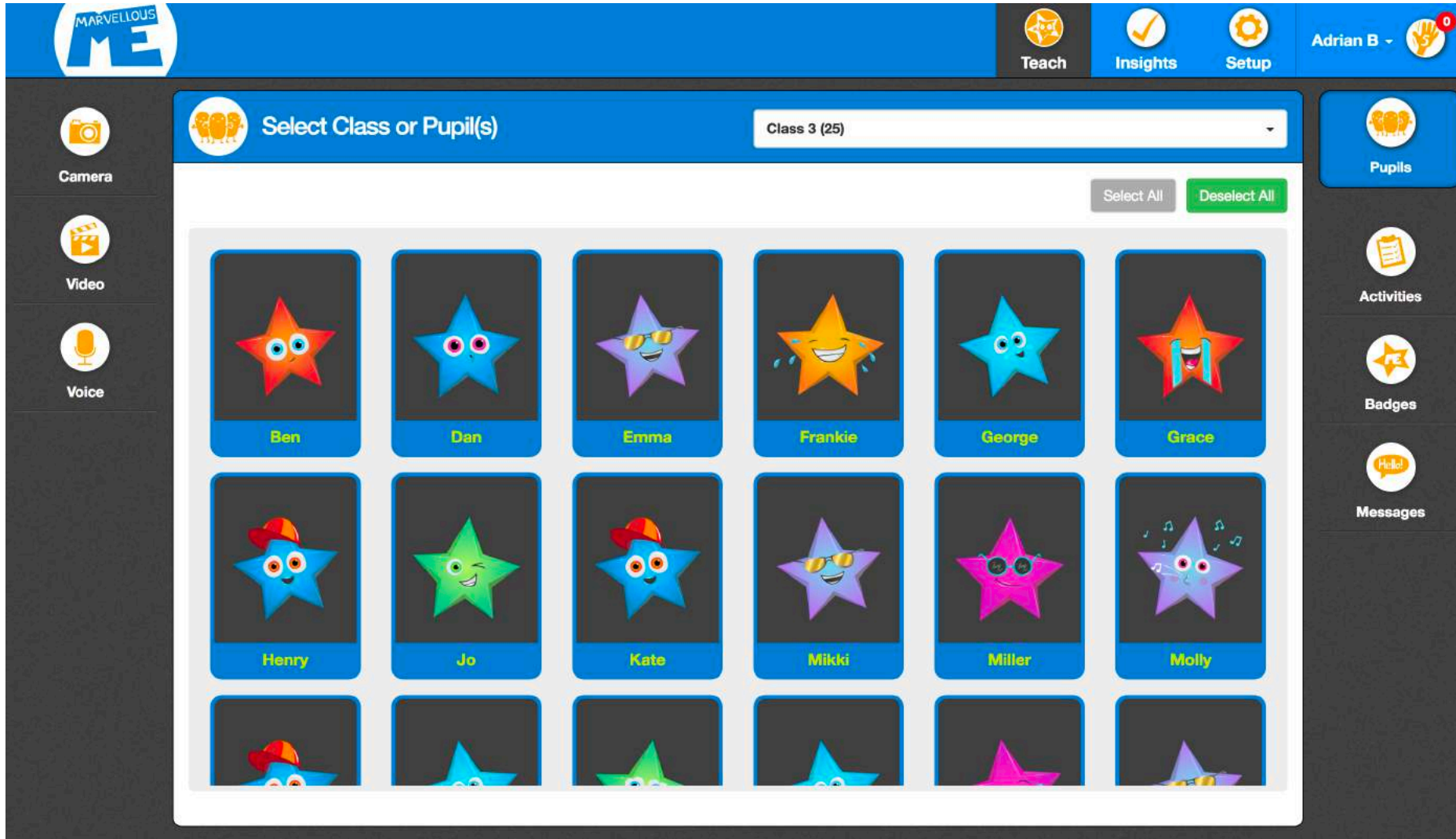
Involve children in the parent communication process.

Maintain parent engagement from Primary to Secondary school.

Evidence impact.

Reduce teachers' workload.

# Teacher: Choose your class / children / whole school.



Use on laptop,  
Interactive Board and  
tablet.

Zero teacher admin or  
setup.

Shared classes and  
whole school search.

Give all-class access to  
SLT and specialists.

Focuses parent  
engagement on learning  
and development.

A great parent-powered  
praise system.



# Teacher: Choose your learning area.



Use our default subjects, or add your own.

Add your own designs, logo or mascot.

Set priority learning activities to focus home support where it matters, or in line with your improvement plan.

Teachers can also add their own topics, just for their use.

Add one for homework!

# Teacher: **Write your note. A perfect plenary aid.**

The screenshot shows the Marvellous Me app interface. At the top is a blue header with the 'MARVELLOUS ME' logo on the left and navigation icons for 'Teach', 'Insights', and 'Setup' in the center. On the far right of the header is the user profile 'Adrian B' with a notification badge showing '16'. On the left side is a dark sidebar with icons for 'Camera', 'Video', and 'Voice'. The main area is a note composition screen with a light blue starry background. It features a text input field containing the note: 'We did the 10 times table, up to  $10 \times 15 = 150$ . Please see 100 how many your child can remember tonight.' Below the text field are four circular icons for adding media: camera, video, voice, and a file attachment. To the right of the text field is a 'To' field with the recipient list 'Ben, Dan, Emma, Frankie, George, Grace...' and an 'Edit' button. Above the recipient list is a small profile picture of a child and the subject 'Maths'. At the bottom left is a 'Cancel' button and at the bottom right is a 'Post' button.

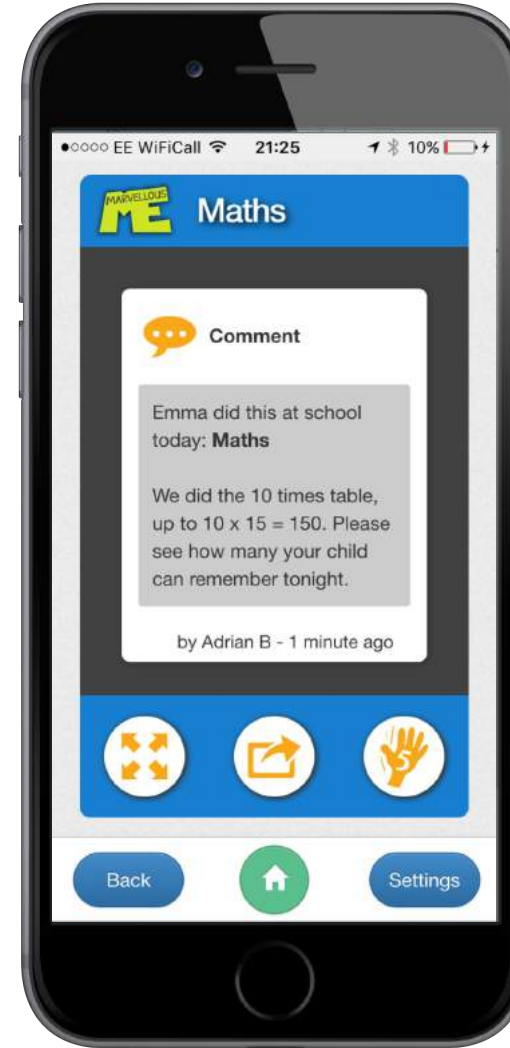
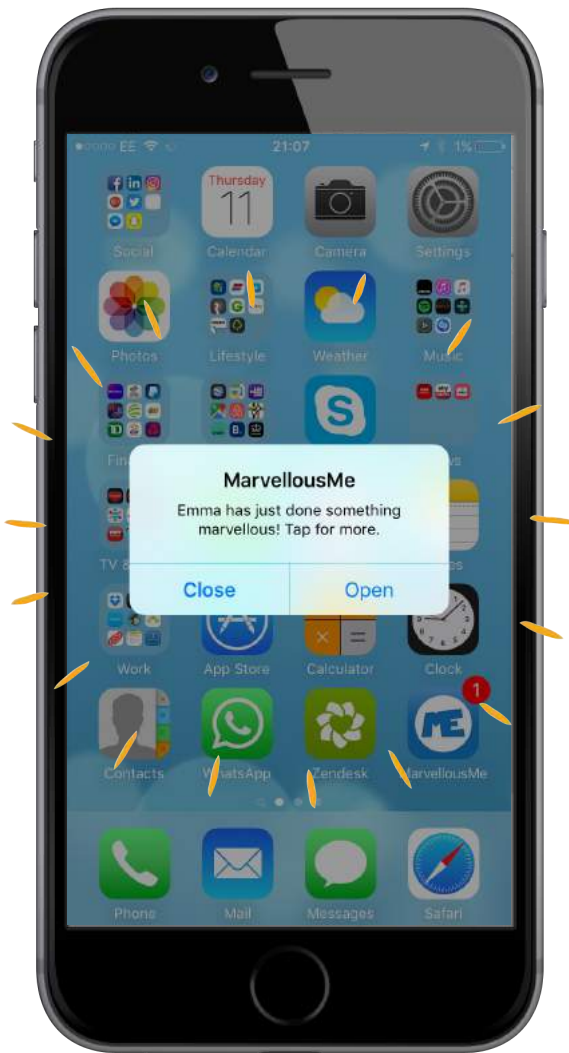
Teachers normally write the postcard with children in a plenary session.

Children are excited to send positive messages home.

Add photos, videos, voice clips and file attachments, like pdfs, docs and spreadsheets.

Most teachers use MMe twice a week. Their assistants can help too.

# Parents: **Get fun, positive alerts. Smile and feel proud.**



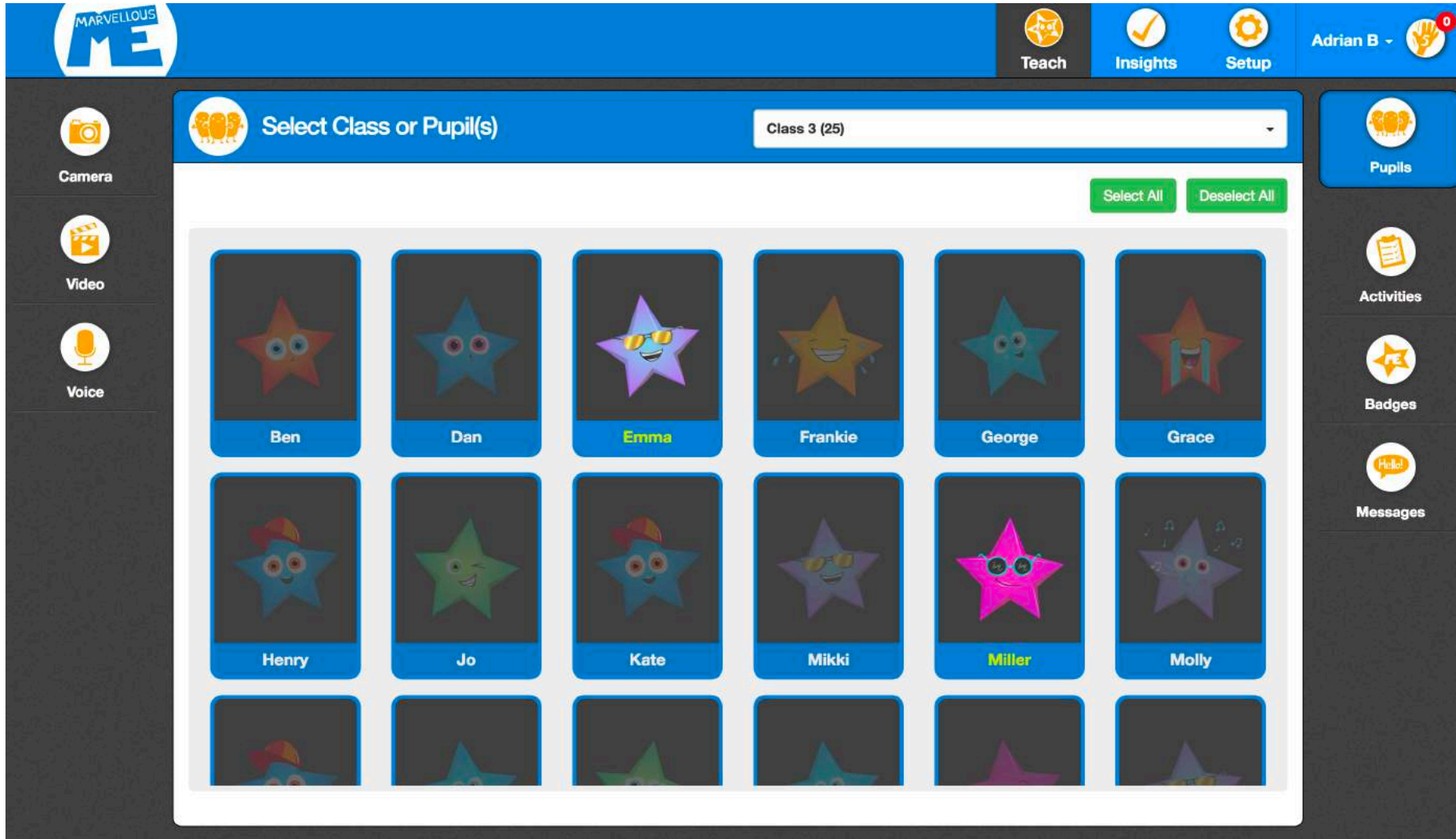
Exciting, positive, personal and valuable alerts for mum, dad and grandparents.

Parents can't message back, but love to send a Hi5!

Extra features like shortcuts to the school's www and term-times.

Parents can invite other family members, and switch on email alerts if they don't have a smart device.

# Teacher: Choose your class / children / whole school.



A great parent-pride-powered praise system.

Or,

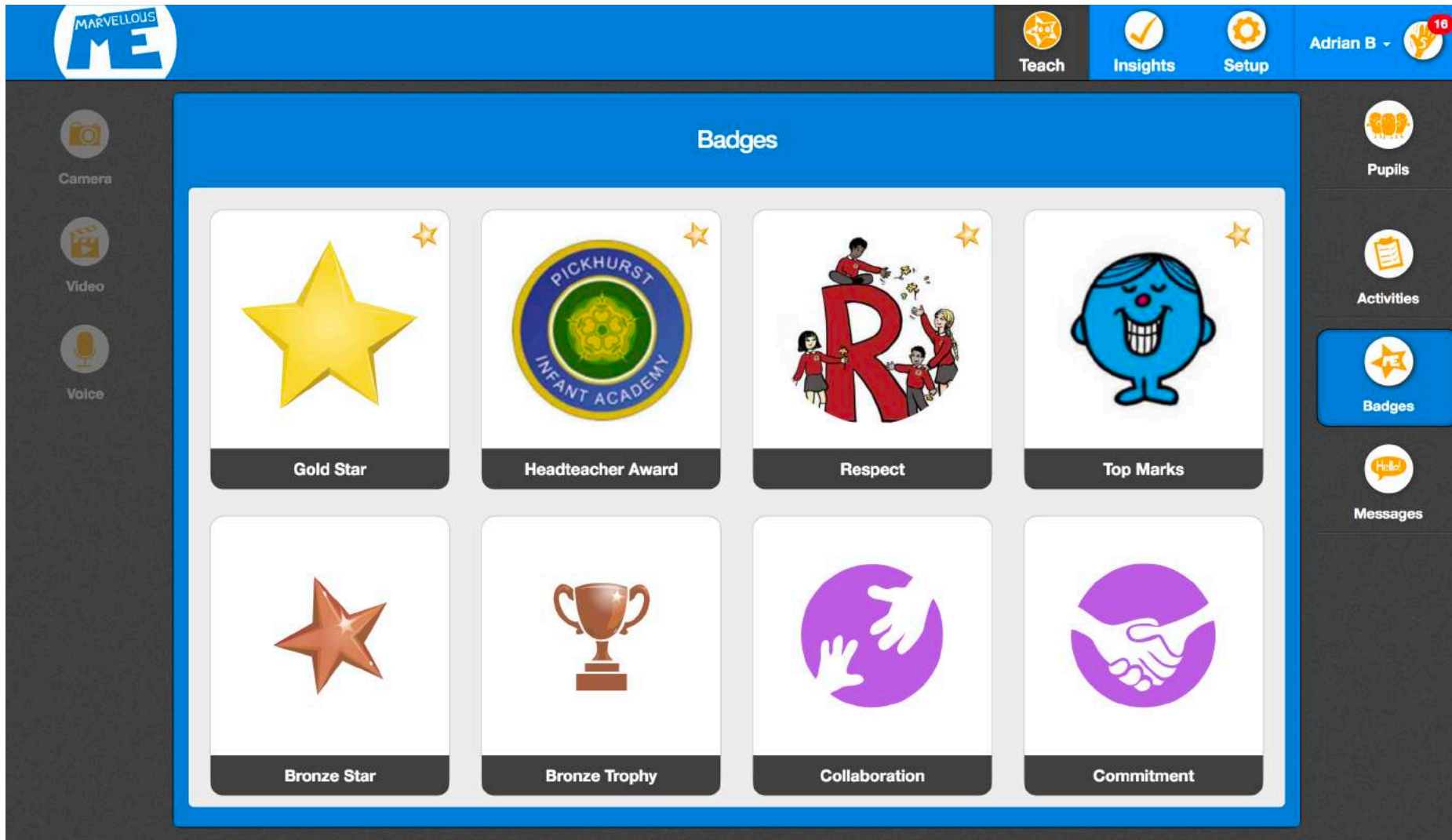
Bring parent engagement to your existing merits / rewards system.

Teachers, SLT, caterers and the office can all give badges...to anyone in the school.

Automatically compare badges by Houses, classes, pupils and other filters.



# Teacher: Choose your badge.



Use our default positive behaviour badges, or add your own.

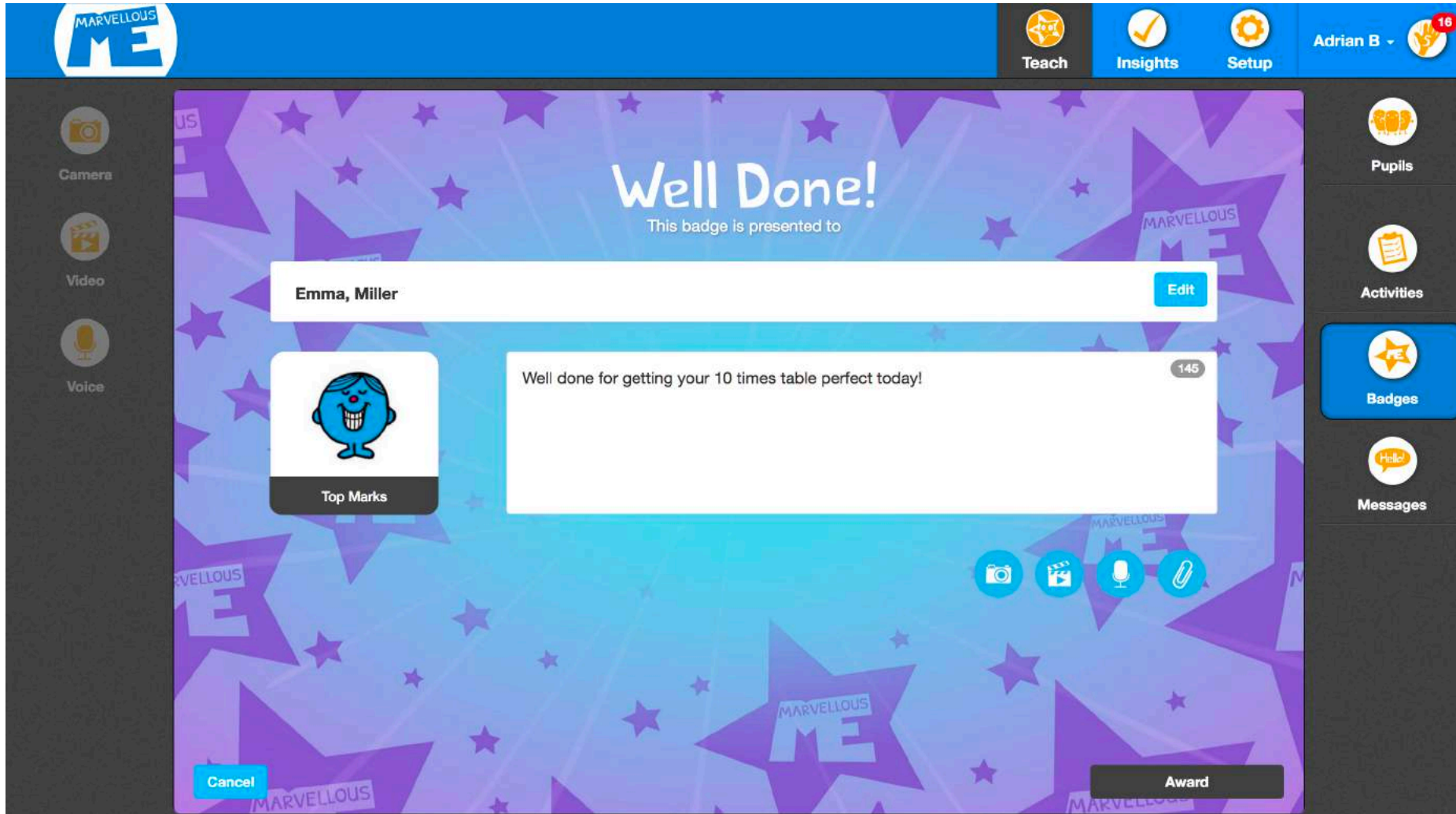
Add your own designs, logo or mascot.

Set priority badges to support your golden rules / core values and track success.

Teachers can also add their own badges, just for their use.

There's even a SuperParent badge!

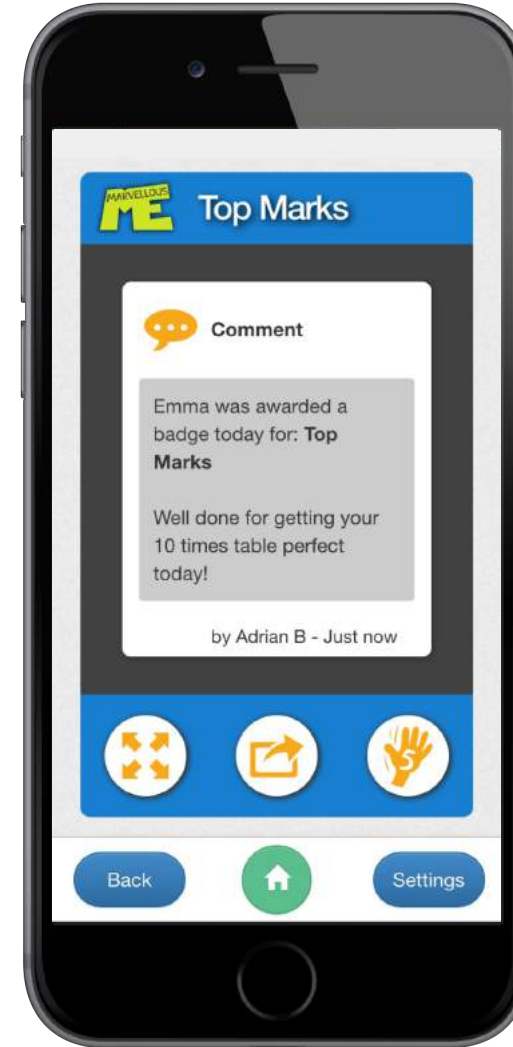
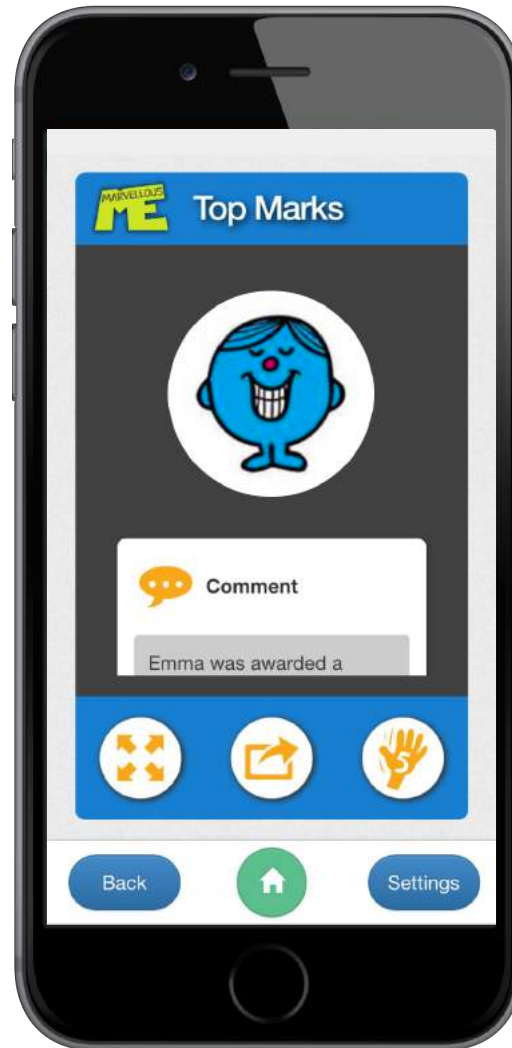
Teacher: **Write the reason for praising.**



**Write a short note to encourage home reinforcement.**

**Add photos, videos, voice clips and file attachments, like pdfs, docs and spreadsheets.**

# Parents: **Get fun, positive alerts. Smile and feel proud.**



Exciting, positive, personal and valuable alerts for mum, dad and grandparents.

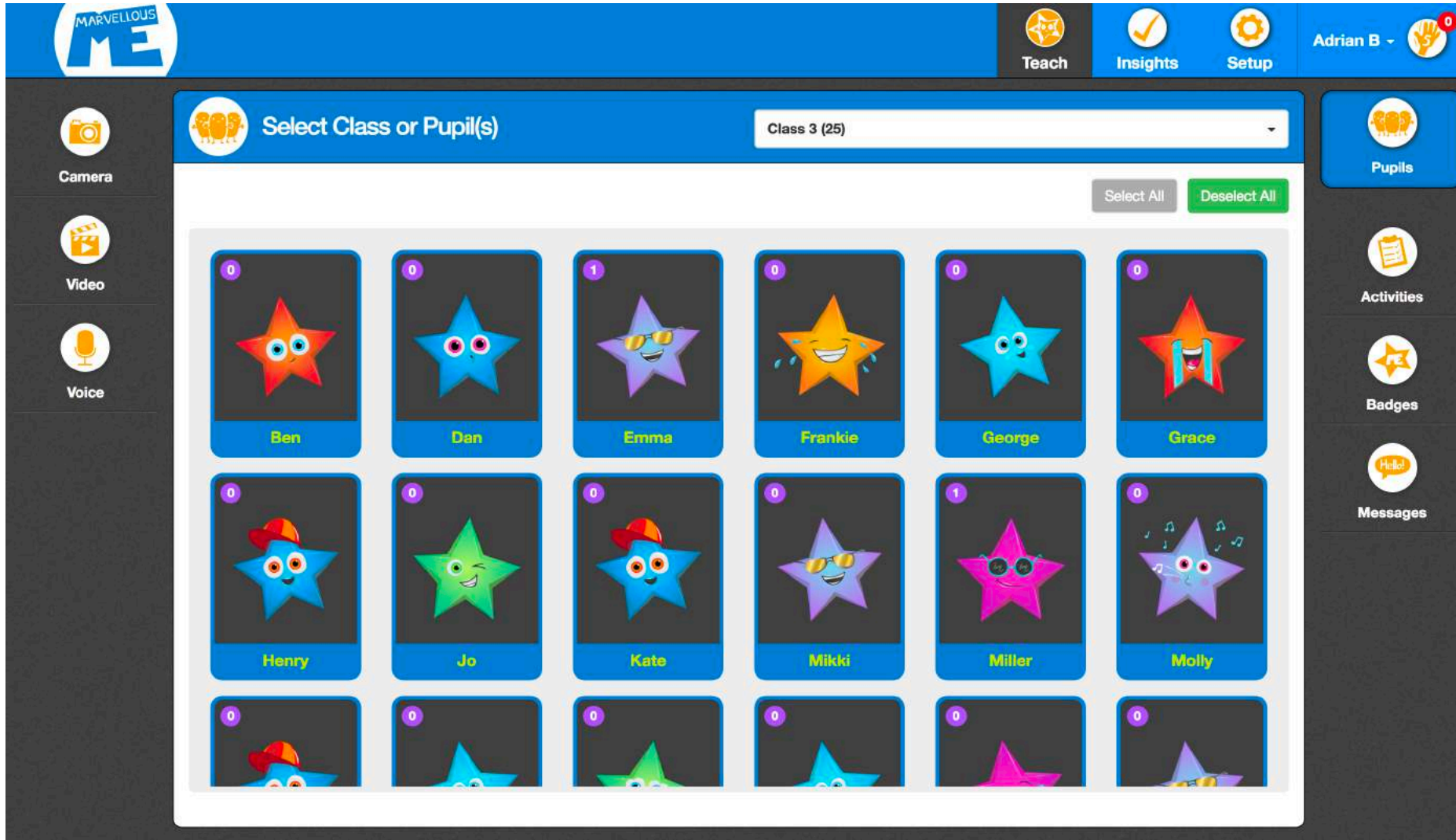
Parents can't message back, but love to send a Hi5!

Extra features like shortcuts to the school's www and term-times.

Parents can invite other family members, and switch on email alerts if they don't have a smart device.



# Teacher: Switch on counters.



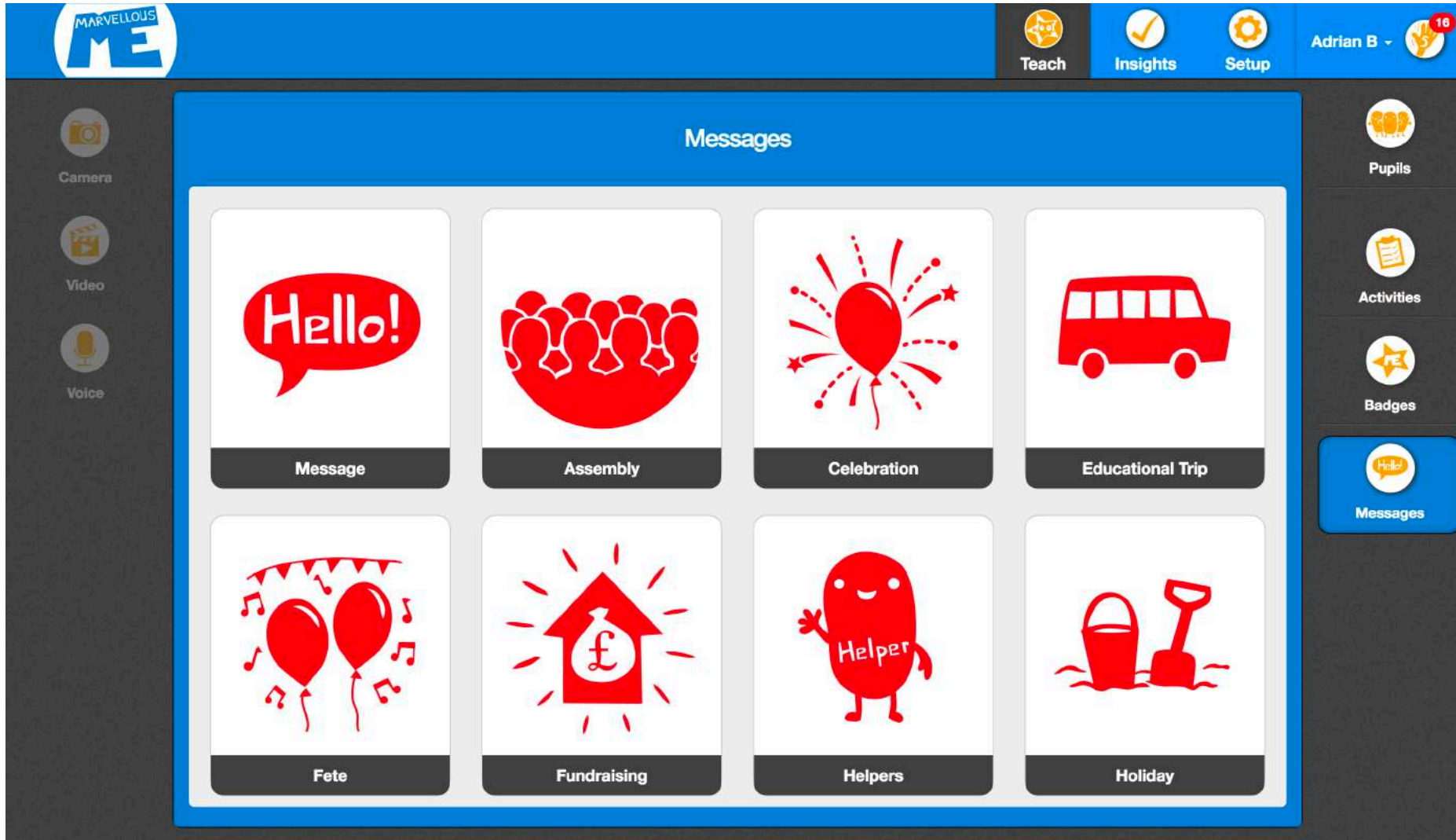
Switch on counters, to make sure everyone gets a badge, or to add a competitive edge.

Show totals just for your class, or school wide totals.

Reset them whenever you want.



# Teacher: Send simple messages and reminders.



Send general messages and reminders, straight from the classroom.

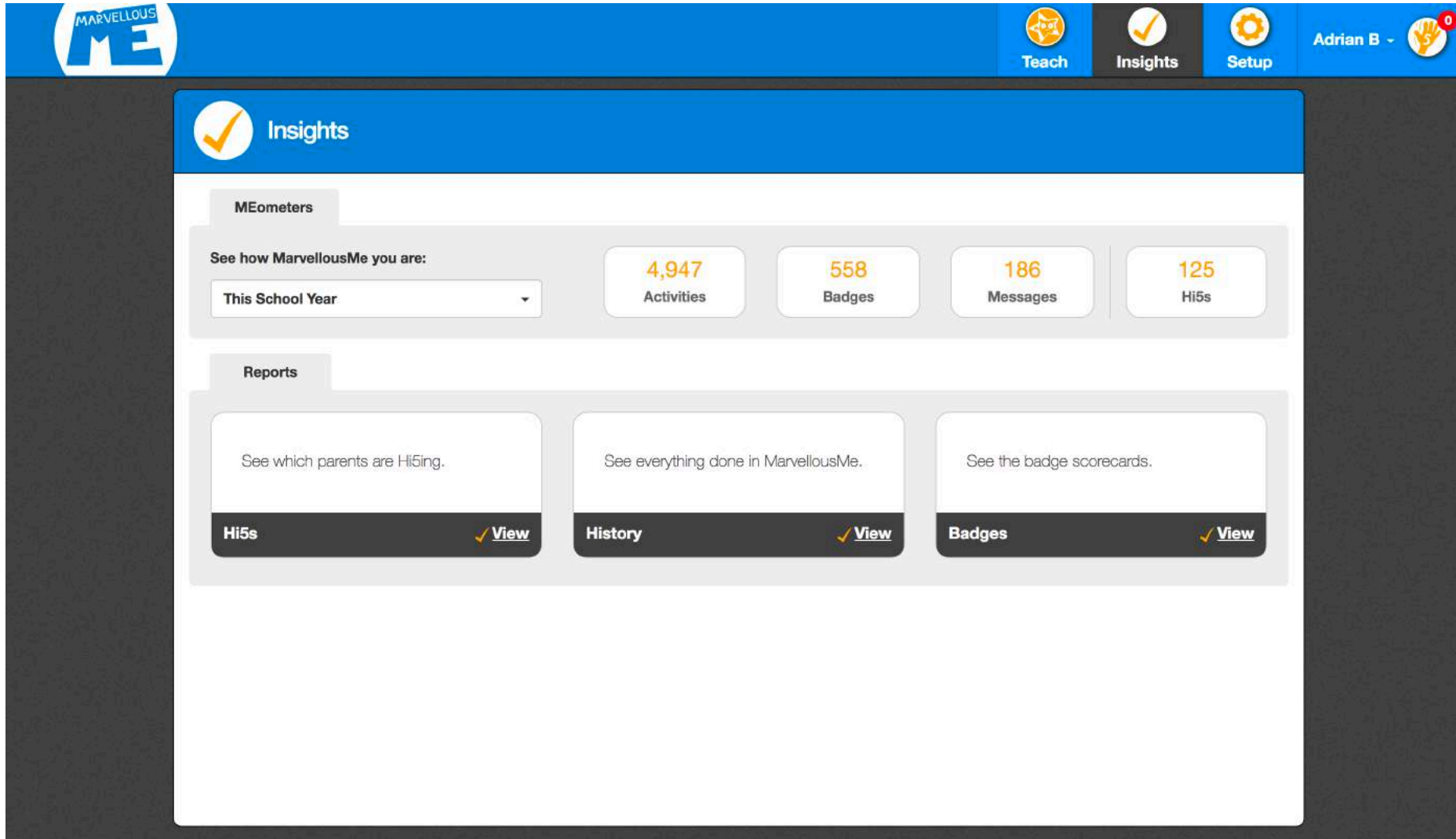
Teacher: **Write your message or reminder.**

The screenshot shows the Marvellous ME messaging interface. At the top is a blue header with the 'MARVELLOUS ME' logo on the left and navigation icons for 'Teach', 'Insights', and 'Setup' in the center. On the right of the header is the user profile 'Adrian B' with a notification badge showing '16'. The main area has a yellow background with a repeating 'MARVELLOUS ME' pattern. On the left side of the main area is a vertical toolbar with icons for 'Camera', 'Video', and 'Voice'. The central part of the screen contains a 'Note' box with the text 'Write your message here. Please try to keep it positive.' and a character count of '200'. Below the note box are four circular icons: a camera, a video camera, a microphone, and a paperclip. To the right of these icons is a 'To' field containing the text 'Student 00014, Student 00018, Student 0002, Student 0...' and an 'Edit' button. On the right side of the main area is a vertical sidebar with icons for 'Pupils', 'Activities', 'Badges', and 'Messages'. The 'Messages' icon is highlighted with a blue background. At the bottom left of the main area is a 'Cancel' button, and at the bottom right is a 'Send' button.

**Add photos, videos, voice clips and file attachments, like pdfs, docs and spreadsheets.**

**A great way to send newsletters or a parent survey.**

# Teacher: Track your usage and success.



A simple dashboard helps to focus teachers on sending the right information home.

Drill down to see everything done in MarvellousMe, which parents are Hi5ing, and a useful badge scorecard.

# Teacher: Add subgroups, change characters, and add badges etc.

The screenshot displays the Marvellous Me teacher interface. At the top, there's a blue header with the 'MARVELLOUS ME' logo on the left and navigation buttons for 'Teach', 'Insights', and 'Setup' in the center. On the right of the header, the user's name 'Adrian B' is shown next to a hand icon with a red notification bubble. Below the header, the main area is titled 'Classes and Pupils'. On the left side of this area, there's a list of classes: 'Class 3', 'Class 4', 'Learning Intervention 1', 'Y2 Maths', and 'Year 3 Maths Set 1'. Each class entry has a 'Groups' button. On the right side, there's a detailed view for 'Class 3' with a 'Characters' button. This view shows a list of pupils: Ben, Dan, Emma, Frankie, George, and Grace, each with a character icon. At the bottom of this view is a green button labeled 'Parent Join Codes'. On the far left, there's a vertical sidebar with icons for 'Camera', 'Video', and 'Voice'. On the far right, there's another vertical sidebar with icons for 'Pupils', 'Activities', and 'Badges'.

Change the characters.

Add sub-groups / table groups.

Add and edit your own Activity, Badge and Message icons. But teachers can't alter school priority ones.

Print the parent join codes and see who's joined up.



# Teacher: Invite parents.

The screenshot shows the Marvellous Me Teacher interface. At the top, there's a blue header with the 'MARVELLOUS ME' logo on the left and navigation icons for 'Teach', 'Insights', and 'Setup' on the right. The user 'Adrian B' is logged in. On the left sidebar, there are icons for 'Camera', 'Video', and 'Voice'. The main content area is titled 'Parent Join Codes - Class 3' and has a 'Show All (25)' dropdown. It displays a table of student names and their corresponding join codes, each with a green print icon. At the bottom left is a 'Print All' button and at the bottom right is a 'Close' button.

Student Name	Join Code
Ben	A09FCE
Dan	59A6E6
Emma	820A5E
Frankie	EB1799
George	091150
Grace	ECDAAD
Henry	CABA6B
Jo	34919A

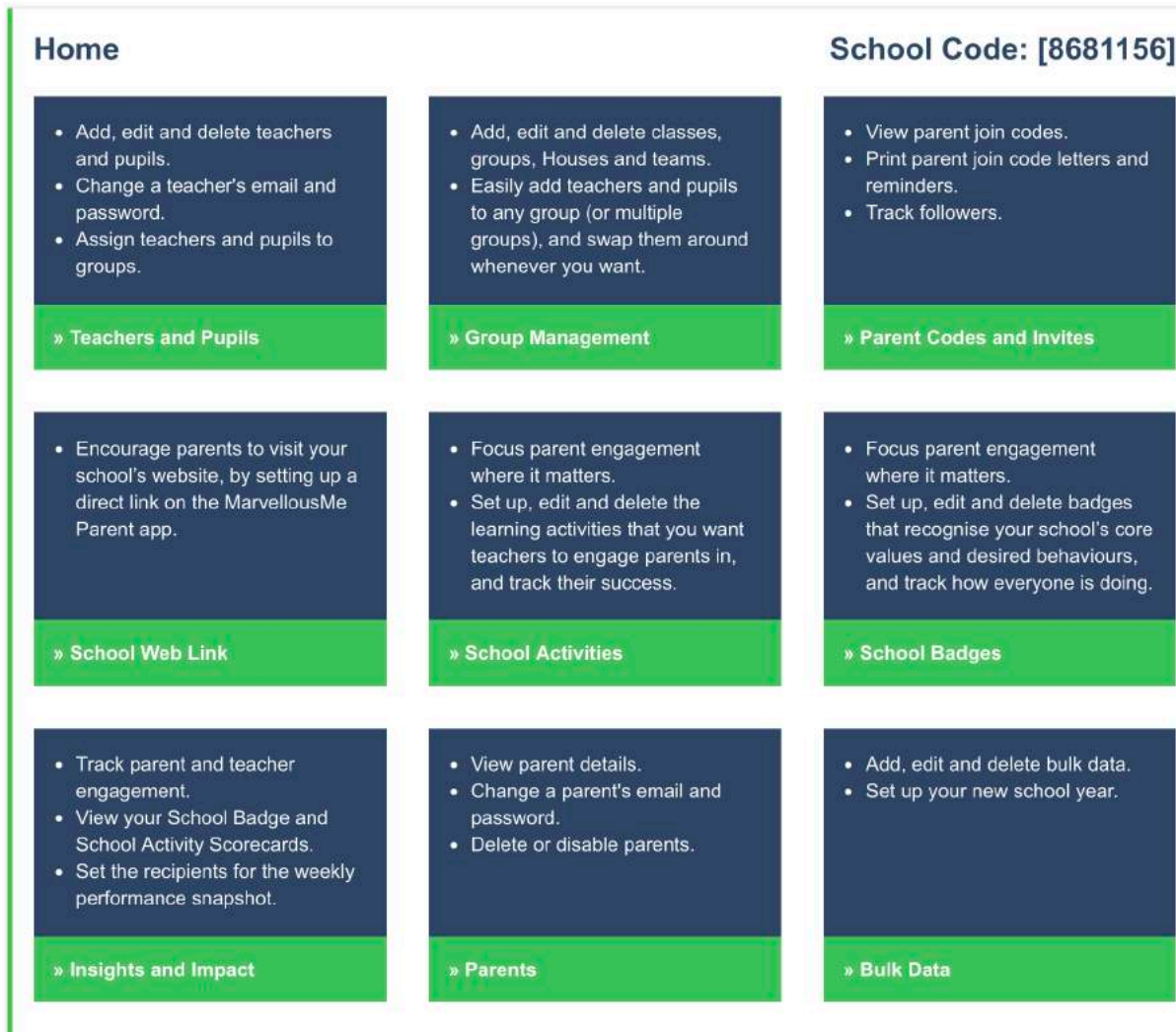
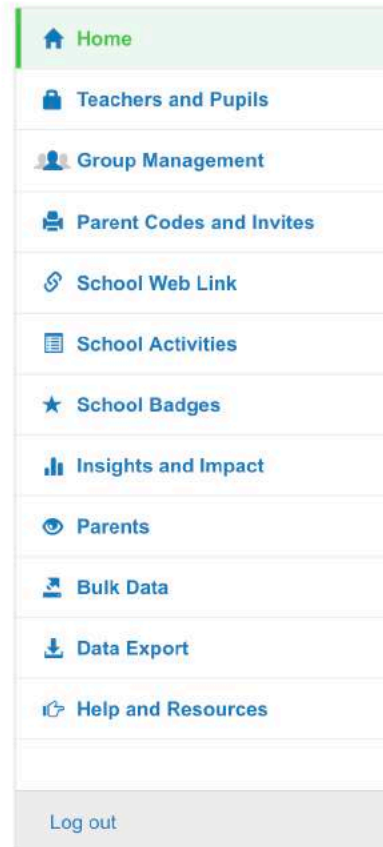
The code is linked to the UPN, unique to each child.

Mum, dad, carers and grandparents can all use it to join up.

MMe seamlessly transitions each year, from one MMe school to another, and even into Year 7.

Quick and easy for the office to print the join code letters, and reminders.

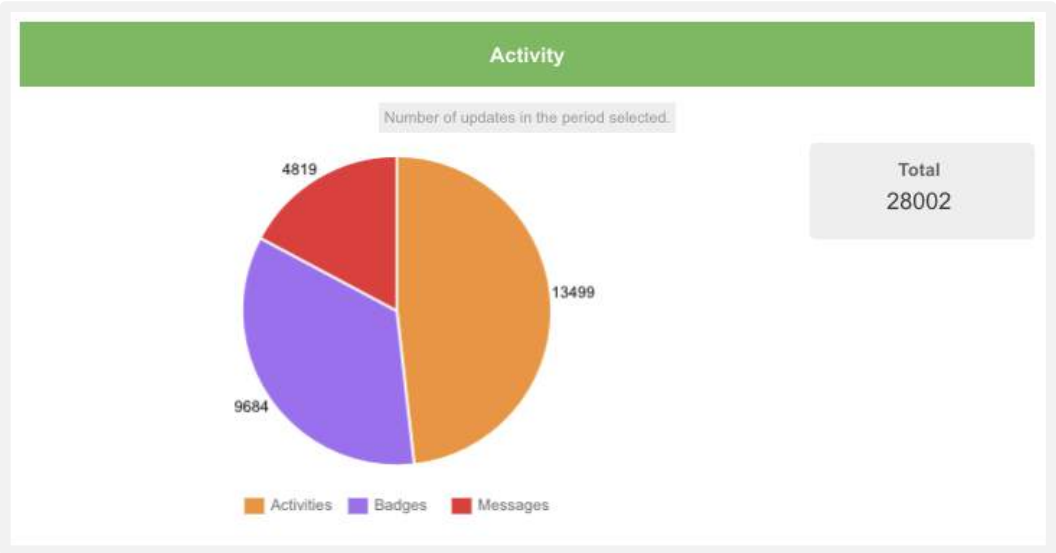
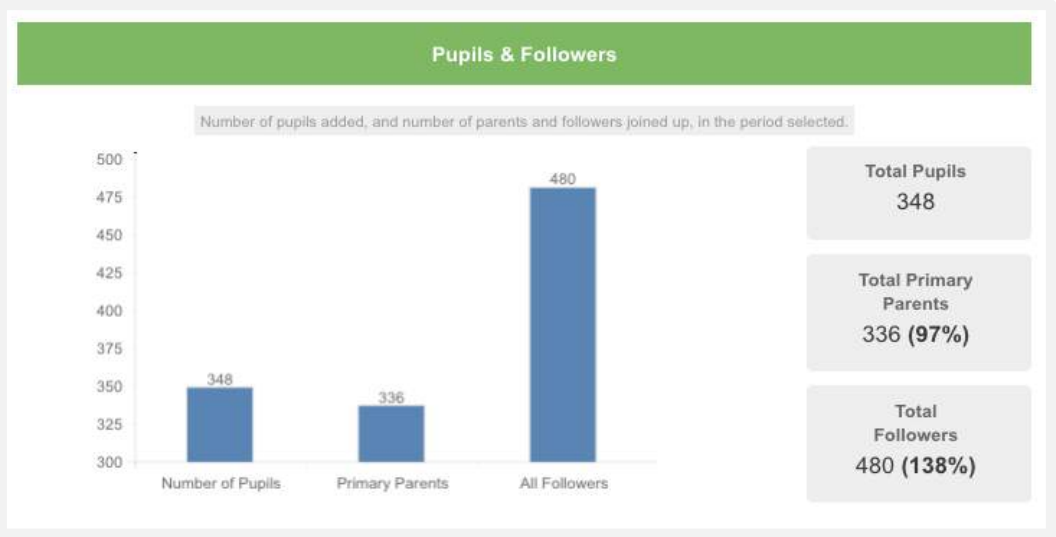
# Leadership Portal: Focus Parent Engagement. Track Success.



**Quick whole school setup and easily add new children and teachers.**

**Easily add custom groups and Houses.**

**Set priority learning activities and positive behaviour badges.**



## Weekly Snapshot Recipients

Group	Pupils	Primary Parents	All Followers	Activities	Badges	Messages	Total Updates
Bear	30	28	41	758	113	262	1133
Bumblebee AM	12	10	14	62	89	143	294
Bumblebee PM	12	10	13	46	59	115	220
Dolphin	30	28	33	1824	1428	123	3375
Grasshopper AM	13	12	18	1037	460	352	1849
Grasshopper PM	13	13	16	866	423	307	1596
Jellyfish	30	29	43	327	1166	301	1794
Lion	30	30	46	1386	420	221	2027
Monkey	30	29	37	1412	1451	70	2933
Panther	30	30	42	1026	1447	241	2714
Seahorse	30	30	37	2042	722	592	3356

**Track your success and keep it consistent school wide.**

**Evidence impact by special filters, like gender, ethnicity and Pupil Premium.**

**A weekly performance email makes teachers' use of MMe self-regulating.**

# MARVELLOUS **ME**

Annual Subscription & Support	Fee pa (+VAT)
Up to 100 pupils	£199
Up to 200 pupils	£399
Up to 300 pupils	£499
Up to 400 pupils	£599
Up to 500 pupils	£699
Over 500 pupils	£799

Setup & Training	One-off fee (+VAT)
Remote	£199
Onsite	£499
New Year Refresh	Fee pa (+VAT)
Data refresh, posters and parent postcards.	£49

## Includes:


- Upgrades
- Personal support
- Termly health-checks.
- Marketing material and web kit.
- No charge for parents.

## Pupil Premium funding / PTA?

Ask about our MAT / Ambassador Incentive




# MARVELLOUS **ME**



For a quick online demo,  
please contact

**Adrian@marvellousme.com**  
**07816 172661**

# Looks what's new with **MARVELLOUS ME**



Add you own designs, logo and mascot to Activites and Badges

Now add photos, videos and voice clippings to Badges and Messages too.

Add file attachments, like pdfs, docs and spreadsheets.

Send Activities, Badges and Messages school wide, with media and files.

New Message icons, to help to keep general messages and reminders fun and positive.

Add a link to your calendar / term-times to your parents' app.

Track success and badges by special filters, like Houses, gender, ethnicity and Pupil Premium.