



Welcome

A Guide for Parents...

Year One

... Phonics Screening Check ...

Learning Pride Success



What is the Phonics Screening Check?

Year 1 children will be taking the phonics screening check during the week of the 9th June.

The phonics screening check is designed to confirm whether individual children have learnt phonic decoding and blending skills to an appropriate standard.

Learning Pride Success



What will children be expected to do?

- The check is very similar to tasks the children already complete during phonics lessons.
- Children will be asked to 'sound out' a word and blend the sounds together.

chime

- The focus of the check is to see which sounds the children know and therefore the children will be asked to read made up 'nonsense' or 'alien' words.



Examples

skap



delay

flisp



blorn



modern

braint




meft



saucers

scrid




veems



charming

splote



Learning Pride Success



Arrangements

- The check will be administered during the week of the 9th June. Children will not have a designated time slot.
- The check will be carried out by your child's class teacher.

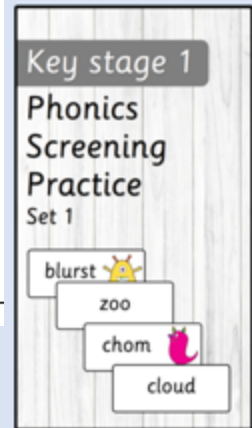


Preparation

In your child's reading diary, you should hopefully have noticed the attached sticker. On a phone or iPad, open the camera and scan the following bar code. This will then take you to a webpage with pre-generated practice words, presented in the style of the check. We will also be sending home a paper copy too.

In class, we have been reading a mixture of real words and pseudo-words (nonsense words).

Here is a set of words for you to work through with your child, at their pace. Please encourage your child to sound out and then blend the words. This should be a fun, additional activity!



Learning Pride Success



Preparation



As always, ensure that you read as much as possible to and with your child.

Other ways to support your child with reading are to:

- Play lots of sound and listening games with your child.
- Encourage and praise – get them to have a ‘good go’.
- If your child is struggling to decode a word, encourage them to draw the sound buttons underneath then say each sound in the word from left to right. Then blend the sounds by pointing to each one.
- Discuss the meaning of real words if your child does not know what they have read.
- Model a love of reading and enjoyment of stories!
- Ask questions about the books they are reading.
- Re-read words and sentences to improve fluency and ensure they understand what they are reading.



Learning Pride Success



Reporting to Parents

- Results from the check will be used to analyse our own performance. It also helps us to assess the support and current provision in place for the children.
- At the end of the summer term you will receive your child's school report and confirmation of your child's score. We will also confirm if the child has met the standard threshold.
- Children who do not achieve the expected level will have support put in place and retake the test when they are in Year 2.

Learning Pride Success



Questions

If you have any questions, Miss Pull will be outside of the Year One classrooms on **Monday 19th** and **Thursday 22nd May** to come and talk to.

Alternatively you can email any questions to

info@Langshott.surrey.sch.uk

Learning Pride Success